

Medlive Webinar Registration – FAQs

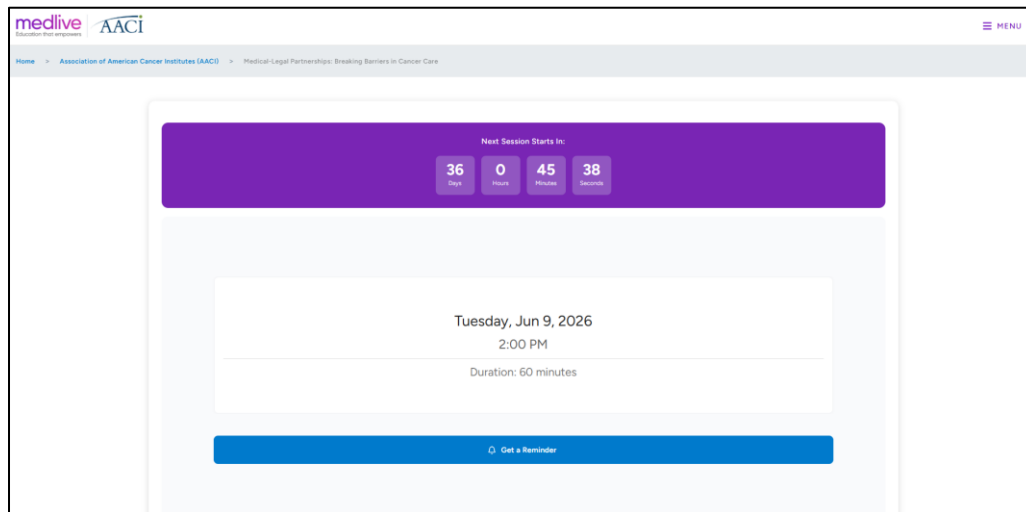
How do I register for the webinar?

1. Click the registration link in the email from AACI.
2. Select **Register for Webinar**.
3. If you are not already registered on Medlive, you will be prompted to complete registration directly on the Medlive site. See example of a registration page below. If you are already registered for Medlive, you will be instructed to log in.

The screenshot shows a web page for a webinar. At the top left, there are logos for 'medlive' and 'AACI'. The page title is 'Medical-Legal Partnerships: Breaking Barriers in Cancer Care'. A date and time indicator says 'JUN 9 Live on June 9, 2026 at 2:00pm ET'. Below this is a 'Login/Register' section with the text 'To get started, let us know your email address'. There is an email input field and a 'CONTINUE' button. Below the input field are links for 'FORGOT PASSWORD?' and 'OR'. There are also buttons for 'FACEBOOK' and 'GOOGLE'. To the right of the registration form is a 'Program Description' section with text about medical-legal partnerships (MLPs) and their role in cancer care. At the bottom right, there is a note: 'This is a non-CME presentation and is not eligible for AMA PRA Category 1 Credit™'.

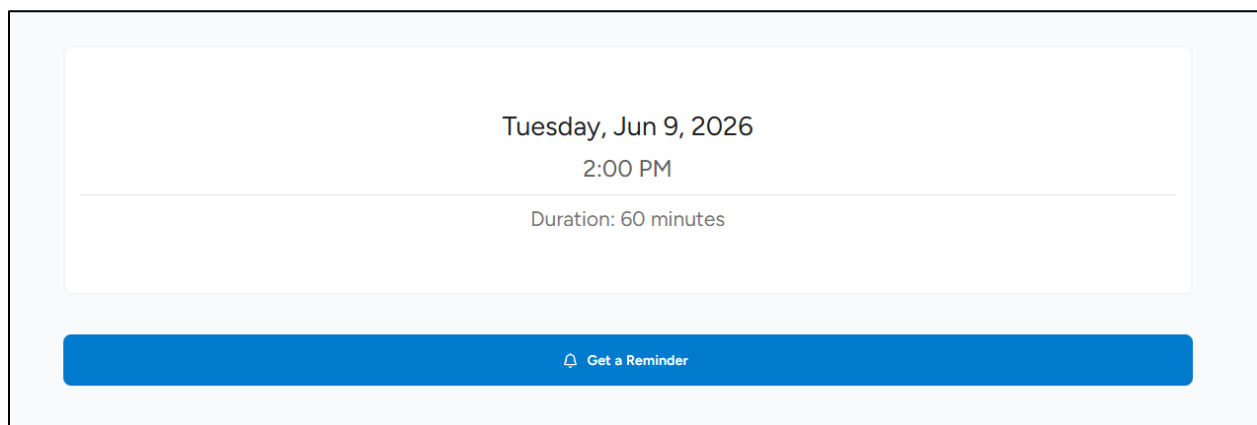
What happens after I register or login?

After completing registration or logging in, you will be redirected to the **program page** for the webinar.

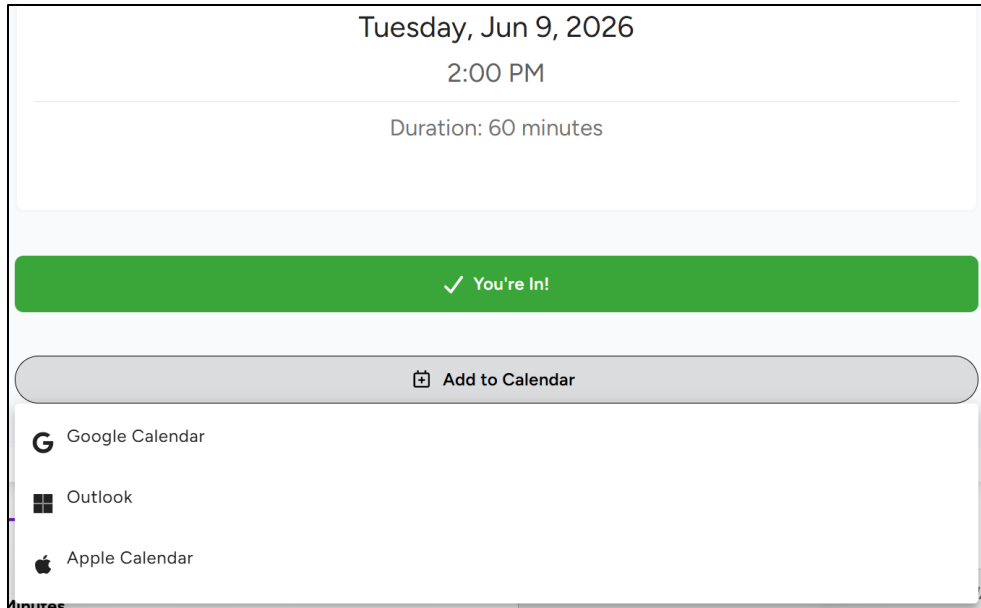


How do I receive reminders about the webinar?

In the program player, click the blue **“Get a Reminder”** button. See visual below.




Once you click the **“Get a Reminder”** button, the button will update and provide ‘Add to Calendar’ options. See visual below.



This will also trigger a confirmation email with program reminder and calendar options.

Will I receive a confirmation email?

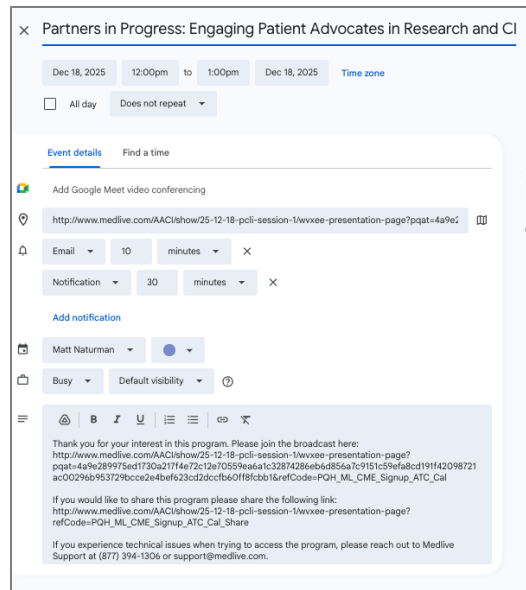
Yes. Once you click **“Get a Reminder”**, a confirmation email will be sent to the email address you used to register. If you don’t see it, please check your spam or junk folder and add **programs@email.medlive.com** to your address book to ensure you receive future communications.



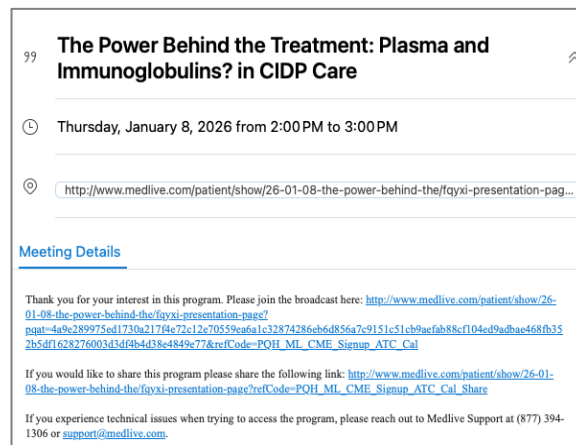
How do I add the webinar to my calendar?

On the program page or in the program confirmation email:

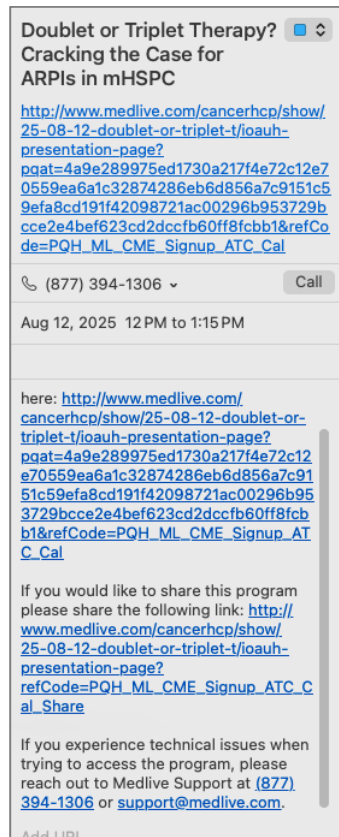
1. Click **“Add to Calendar.”**
2. Choose your preferred calendar option (e.g., Google, Outlook, Apple Calendar).
 - a. Clicking the Google Event Calendar.



- b. Clicking the Outlook Add to Calendar.



c. Clicking the iCal Add to Calendar.



3. Save the event to your calendar.

When will reminder emails be sent?

Registered attendees will receive:

- A reminder **one day before** the webinar
- A reminder **15 minutes before** the live event begins, including a direct link to enter the program

Who can I contact if I have trouble registering or accessing the program?

If you experience any issues, please contact the support team at Medlive for assistance at support@medlive.com or (877) 394-1306.

About Medlive

Medlive delivers trusted education from the leading clinician associations, established patient advocacy groups, and expert voices in oncology, neurology, rare disease and more. Healthcare providers, patients, and caregivers engage with video-based education on Medlive, generating insights, data, and outcomes that drive the ongoing creation of patient-centered education with meaningful impact on clinical practice. The Medlive partner network has empowered millions of learners, allowing them to keep pace with the latest healthcare discoveries and improving health outcomes for all. Visit our [About Us](#) page for more information.