

Medlive Webinar Registration – FAQs

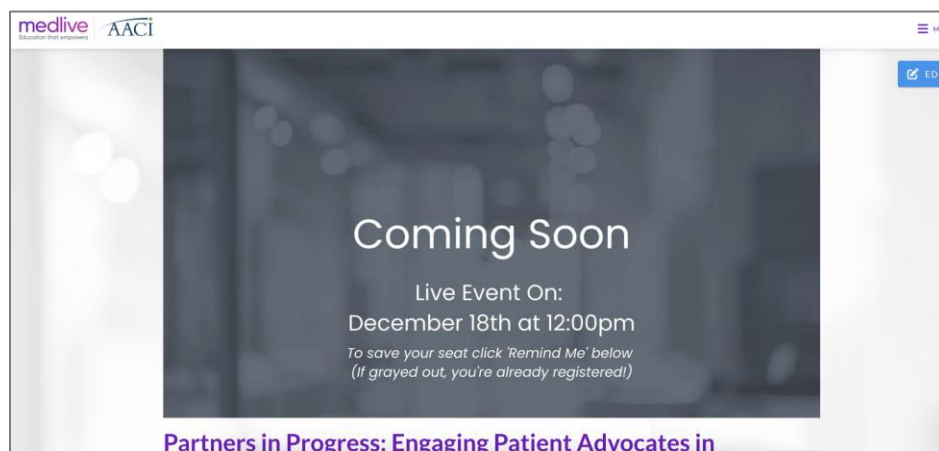
How do I register for the webinar?

1. Click the registration link in the email from AACI.
2. Select **Register for Webinar**.
3. If you are not already registered on Medlive, you will be prompted to complete registration directly on the Medlive site. See example of a registration page below.

The screenshot shows the Medlive registration page. At the top, the Medlive and AACI logos are visible. The main heading is "Partners in Progress: Engaging Patient Advocates in Research and Clinical Trials". Below this, a banner indicates the event is "Live on December 18, 2025 at 12:00pm ET". The "Register" section prompts the user to enter their email address and provides a "CONTINUE" button. Below the email field, there is a "FORGOT PASSWORD?" link and social media login options for Facebook and Google. To the right, the "Program Description" section provides details about the webinar, including the topics to be discussed and the speakers. A note at the bottom states, "This is a non-CME presentation and is not eligible for AMA PBA Category 1 Credit™".

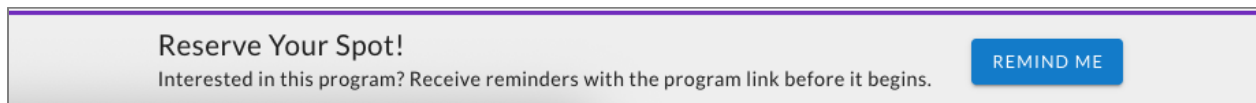
What happens after I register?

After completing registration, you will be redirected to the **program page** for the webinar.



How do I receive reminders about the webinar?


On the bottom of the program page, click the **“Remind Me”** button. See visual of the banner below.



This will trigger an additional confirmation email with reminder and calendar options.

Will I receive a confirmation email?

Yes. Once you click **“Remind Me”**, a confirmation email will be sent to the email address you used to register. If you don’t see it, please check your spam or junk folder and add **programs@email.medlive.com** to your address book to ensure you receive future communications.



How do I add the webinar to my calendar?

In the program confirmation email:

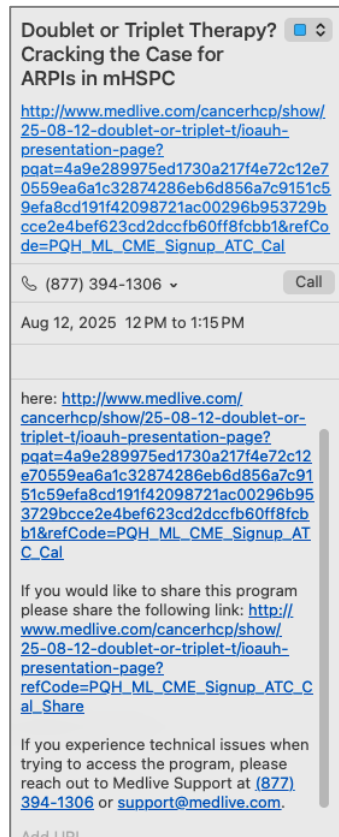
1. Click **“Add to Calendar.”**
2. Choose your preferred calendar option (e.g., Google, Outlook, Apple Calendar).
 - a. Clicking the Google Event Calendar.

The screenshot shows a Google Calendar event creation window. The title is "Partners in Progress: Engaging Patient Advocates in Research and Clinical Practice". The date and time are set for December 18, 2025, from 12:00pm to 1:00pm. The event is not all-day and does not repeat. The "Event details" tab is active, showing a Google Meet link: http://www.medlive.com/AAC/show/25-12-18-pcli-session-1/wwxee-presentation-page?pqat=4a9e289975ed1730a2174e72c12e70559eaf61c32874286eb6d85a7c9151c51cb9aefab88cf104ed9adbac468fb352b5df1628276003d3d4b4d38e4849c77&refCode=POH_ML_CME_Signup_ATC_Cal. The notification is set to 10 minutes before the event. The organizer is Matt Natorman. The event is marked as busy with default visibility. The description includes a thank you message, a link to join the broadcast, and contact information for Medlive Support.

- b. Clicking the Outlook Add to Calendar.

The screenshot shows an Outlook "Add to Calendar" dialog. The title is "The Power Behind the Treatment: Plasma and Immunoglobulins in CIDP Care". The date and time are set for Thursday, January 8, 2026, from 2:00 PM to 3:00 PM. The "Meeting Details" tab is active, showing a link to join the broadcast: http://www.medlive.com/patient/show/26-01-08-the-power-behind-the-treatment-presentation-page?pqat=4a9e289975ed1730a2174e72c12e70559eaf61c32874286eb6d85a7c9151c51cb9aefab88cf104ed9adbac468fb352b5df1628276003d3d4b4d38e4849c77&refCode=POH_ML_CME_Signup_ATC_Cal. The description includes a thank you message, a link to join the broadcast, and contact information for Medlive Support.

c. Clicking the iCal Add to Calendar.



3. Save the event to your calendar.

When will reminder emails be sent?

Registered attendees will receive:

- A reminder **one day before** the webinar
- A reminder **15 minutes before** the live event begins, including a direct link to enter the program

Who can I contact if I have trouble registering or accessing the program?

If you experience any issues, please contact the support team at Medlive for assistance at support@medlive.com or (877) 394-1306.