

**Background**

Urgency for expedited study start-up (SSU) in Early Phase clinical trials:

- Novel treatments and sense of purpose for patients.
- Patient population at Sidney Kimmel Comprehensive Cancer Center (SKCCC) adds value to research.

SKCCC Clinical Trials Office Leadership identified:


- Competing priorities of clinical Project Managers (PM).
- Need for a dedicated SSU PM.

New SSU PM role for Early Phase Research can:


- Ensure trials align with catchment area.
- Prioritize time to activation (TTA).
- Reduce institutional burden and maximize clinical impact.

**Goals**

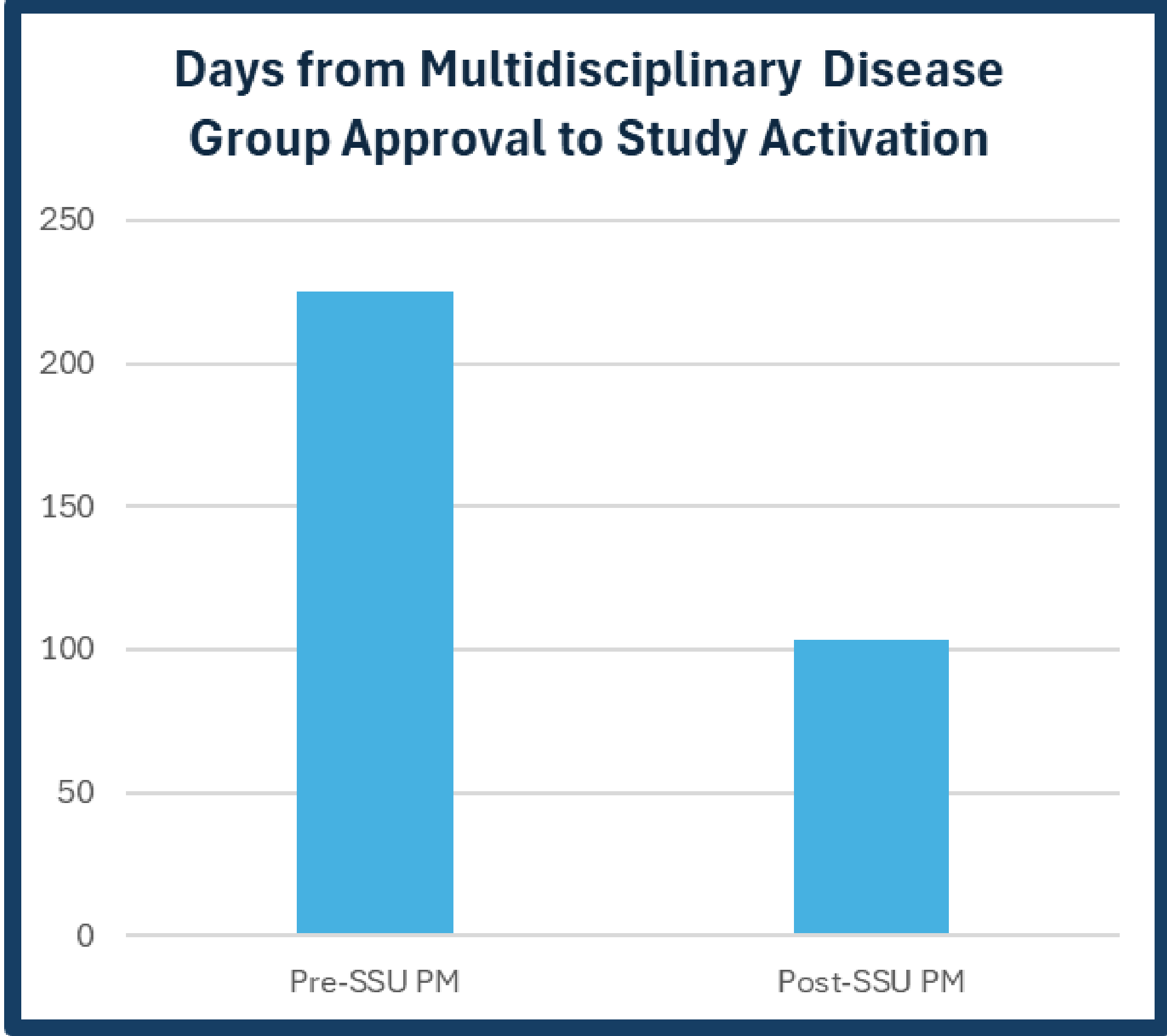
 **SSU Specific Project Manager**

 **Collaborative interdepartmental relationships**

 **Improve SSU processes**

 **Decrease activation time to <90 days**

**Outcomes**



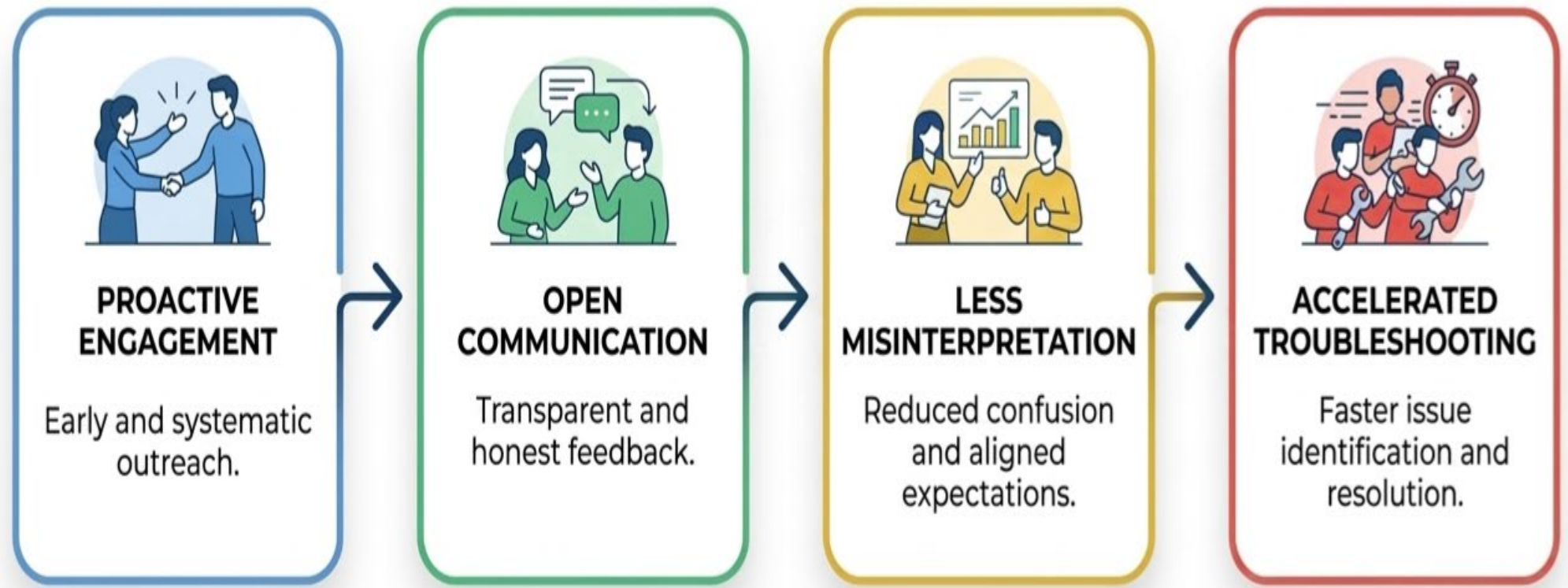
- Average time to activation decreased from **225 days** to **103 days**.
- Reduced administrative burden and expanded the Early Phase portfolio.
- Clinical PMs focus on study maintenance and **patient-centered care**.
- Quicker availability of novel trials for patients.

**54 % Decrease in Study Activation Time**

**Solutions and Methods**

- SSU-specific PM focuses exclusively on Early Phase Research Operations (EPRO).
- Participates in targeted meetings with stakeholders.
- Understands multi-departmental resources and concerns.
- Acts as sponsor liaison to streamlines communication, track milestones, and reduce TTA.
- Prioritizes institutional committee reviews.
- Addresses stakeholder concerns.
- Tracks activation metrics through Posit.

**Lessons Learned**




**Future Goals**

- Develop standardized processes to further streamline activation.
- Continue to foster sponsor relationships.
- Increase collaboration with internal teams.
- Reduce TTA to <90 days for the growing EPRO team and accelerate trial availability for SKCCC patient population.

**Contact Information**

 CTOSTudyStartUp@Jefferson.edu

 1-215-600-9151